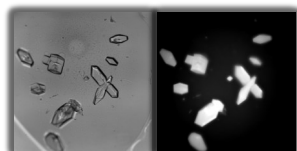
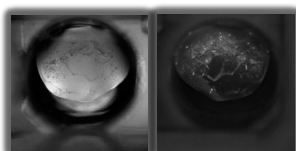


About

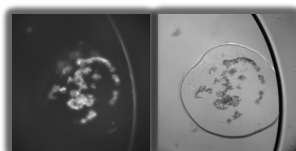
SWISSCI and JAN Scientific have partnered to bring the UVEX crystal imaging systems to the market. With over 100 installations around the world the UVEX is rapidly becoming the crystallographers go-to tool for rapid detection and intuitive classification of protein crystals.



Detect protein crystals with ease



Detect micro-crystals hidden in precipitate



Powerful imaging of protein crystals in LCP

Product Specifications

- Cooled high-efficiency 6 MP monochrome UV camera
- LED light sources, low maintenance and long lasting
- An industry-leading resolution of 0.2 micron/pixel with optional objectives
- UV excitation/emission optimised for Trp fluorescence
- Brightfield and UV imaging
- 5X or 15X objectives
- Intuitive software with computer and monitor.
- Optional; motorised Z, manual X/Y stage, UV absorbance, colour cross-polarises, additional objectives
- Dimensions: 30 x 20 x 50 cm. Weight: 12 kg. Power: 110-240 V 50 Hz/60 Hz 60 kWh



FACTS

- Over 100 installations
- Industry leading resolution
- UV imaging as standard

FEATURES

- LED Light sources
- Resolution 0.2 micron/pixel
- Low maintenance

Order Information

Item: UVEXm Imaging system

Code: UVEXm

Details: See Specifications

Contact: sales@swissci.com

Web: www.swissci.com